

Report No.:

Test Time: 2022/11/25 17:11


Luminaire Property

Luminaire Manufacturer: Acolyte
Luminaire Category: Neon Silhouette Plus
Luminaire Description: Neon Silhouette Plus RGBW-White only
Lamp Catalog: NLSP4.5RGB30-White only Number of Lamps: 1
Luminous Length (mm): 1000 Luminous Width (mm): 12
Luminous Height (mm): 20 Voltage: 24.0 V
Current: 0.225 A Power: 5.41 W
Power Factor: 1.000

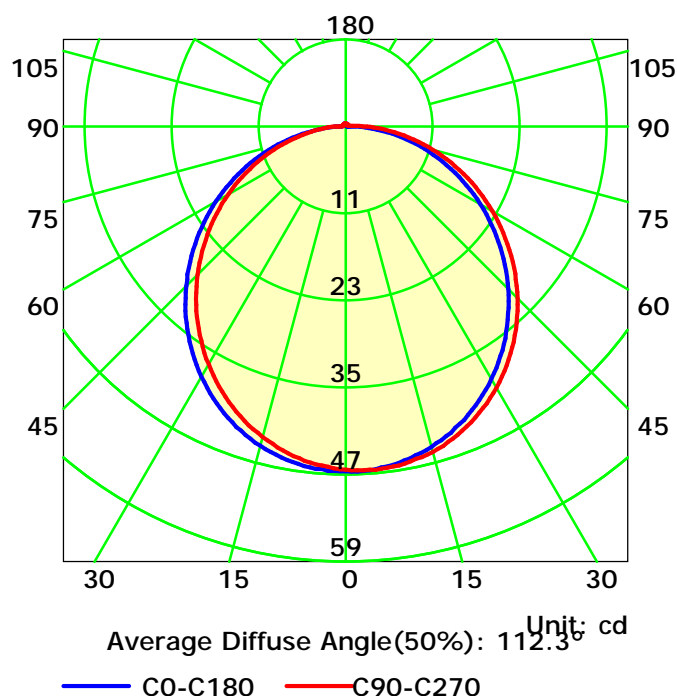
Photometric Results

CIE Class: Direct
Measurement Flux: 140.5 lm
Downward Ratio: 98%
Horizontal Diffuse Angle(10%,50%): H165.5,H112.3
Vertical Diffuse Angle(10%,50%): V167.7,V112.3
Luminaire Efficacy Rating (LER): 26
Max. Intensity: 47.34 cd
Total Rated Lamp Lumens: 140.5 lm
Efficiency: 100%
Upward Ratio: 2%
Central Intensity: 47.25 cd
Pos of Max. Intensity: H0 V2

Picture Of Luminaire



Luminous Intensity Distribution Curve

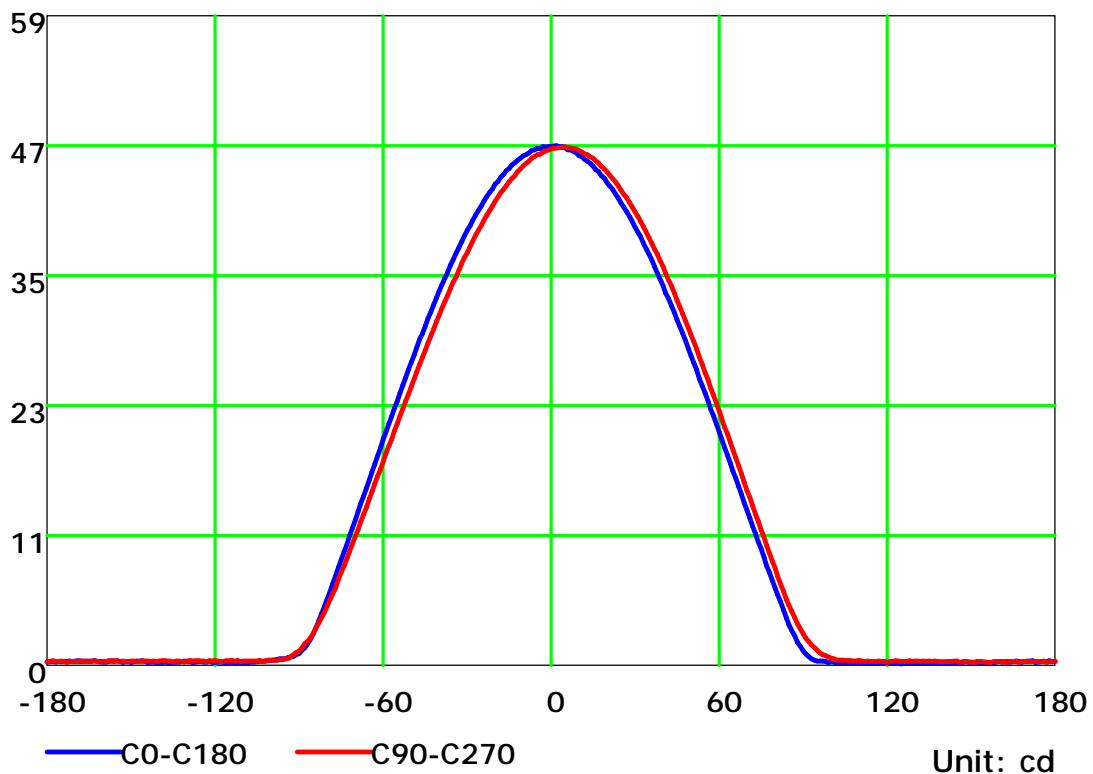
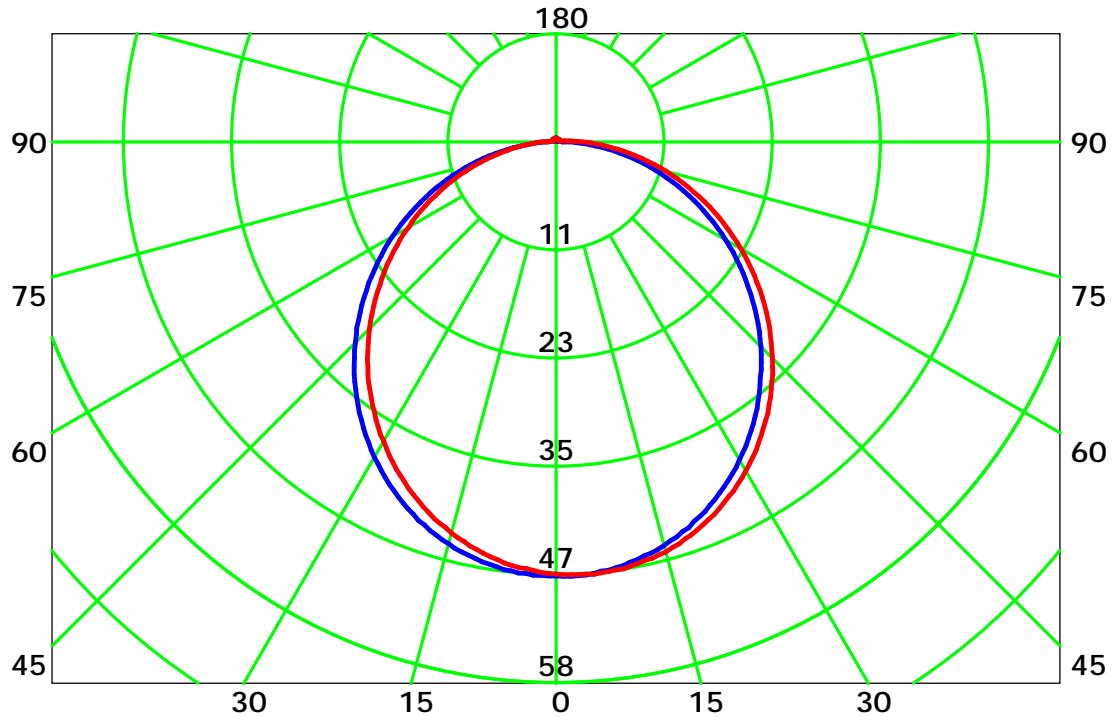


C Plane (°):0.0-360.0: 30.0
Test Lab:
Test Type: TYPE C
Temperature: 25
Operator: Jacky

Gamma Plane (°):0.0-180.0: 1.0
Test Device: GPM-1800B
Distance: 9.028 m
Humidity: 60%
Inspector:



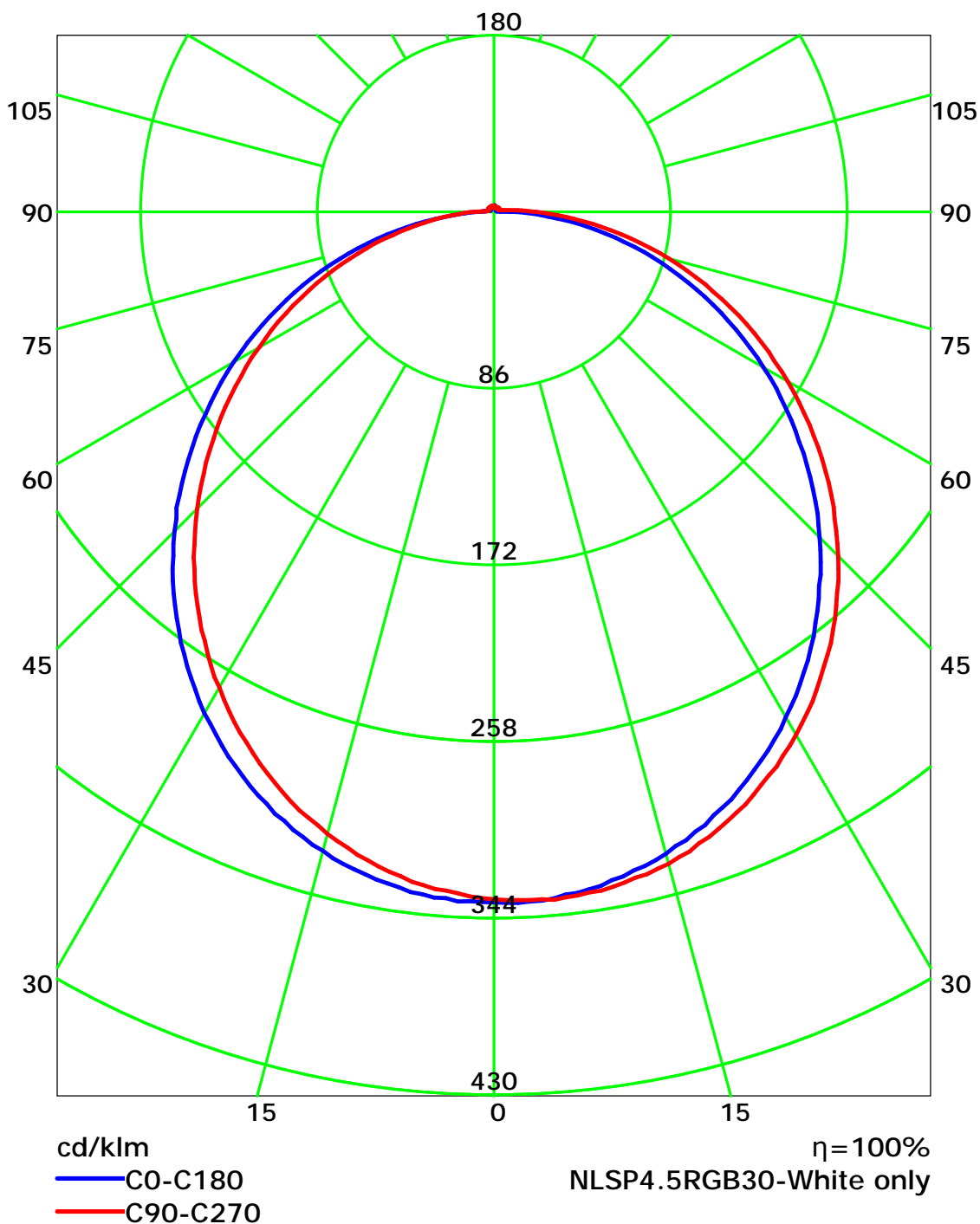
Luminous Intensity Distribution Curve



C Plane (°):0.0-360.0: 30.0
Test Lab:
Test Type: TYPE C
Temperature: 25
Operator: Jacky

Gamma Plane (°):0.0-180.0:1.0
Test Device: GPM-1800B
Distance: 9.028 m
Humidity: 60%
Inspector:

Luminous Intensity Distribution Curve(cd/klm)



C Plane (°):0.0-360.0: 30.0
Test Lab:
Test Type: TYPE C
Temperature: 25
Operator: Jacky

Gamma Plane (°):0.0-180.0:1.0
Test Device: GPM-1800B
Distance: 9.028 m
Humidity: 60%
Inspector:

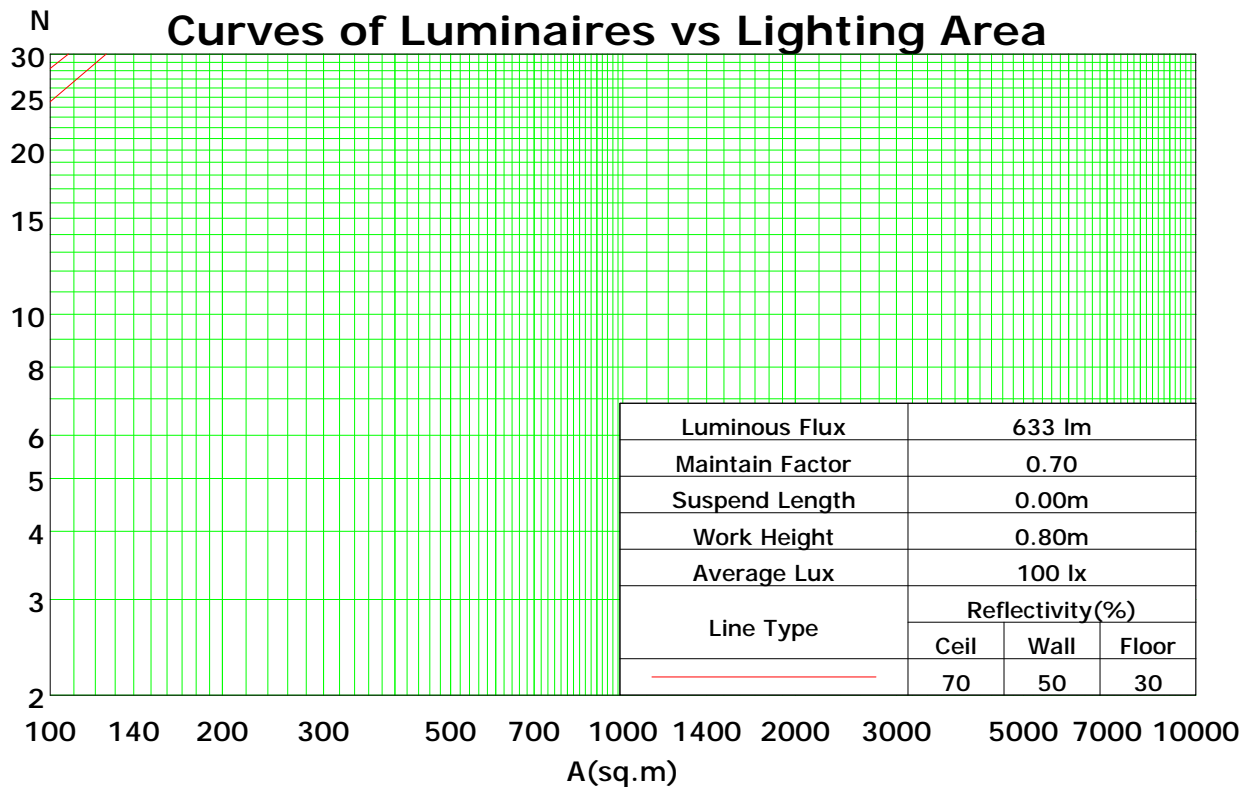
Coefficients Of Utilization - Zonal Cavity Method

RC	0.8	0.8	0.8	0.8	0.7	0.7	0.7	0.7	0.5	0.5	0.5	0.3	0.3	0.3	0.1	0.1	0.1	0
RW	0.7	0.5	0.3	0.1	0.7	0.5	0.3	0.1	0.5	0.3	0.1	0.5	0.3	0.1	0.5	0.3	0.1	0
RCR	RF = 0.2																	
0	119	119	119	119	116	116	116	116	110	110	110	105	105	105	100	100	100	98
1	108	103	98	94	105	100	96	92	95	92	89	91	88	86	87	85	83	81
2	98	89	82	76	95	87	80	75	83	78	73	79	75	71	76	72	69	67
3	89	78	70	63	86	76	68	62	73	66	61	70	64	60	67	62	58	56
4	81	69	60	53	79	68	59	53	65	57	52	62	56	51	60	54	50	48
5	75	62	52	46	72	60	52	45	58	50	45	56	49	44	54	48	43	41
6	69	55	46	40	67	54	46	40	52	45	39	50	44	38	49	43	38	36
7	64	50	41	35	62	49	41	35	48	40	34	46	39	34	44	38	34	32
8	59	46	37	31	58	45	37	31	44	36	31	42	35	30	41	35	30	28
9	56	42	34	28	54	41	33	28	40	33	28	39	32	27	38	32	27	25
10	52	39	31	25	51	38	31	25	37	30	25	36	29	25	35	29	25	23

Spacing Criteria (0-180): 1.25

Spacing Criteria (90-270): 1.25

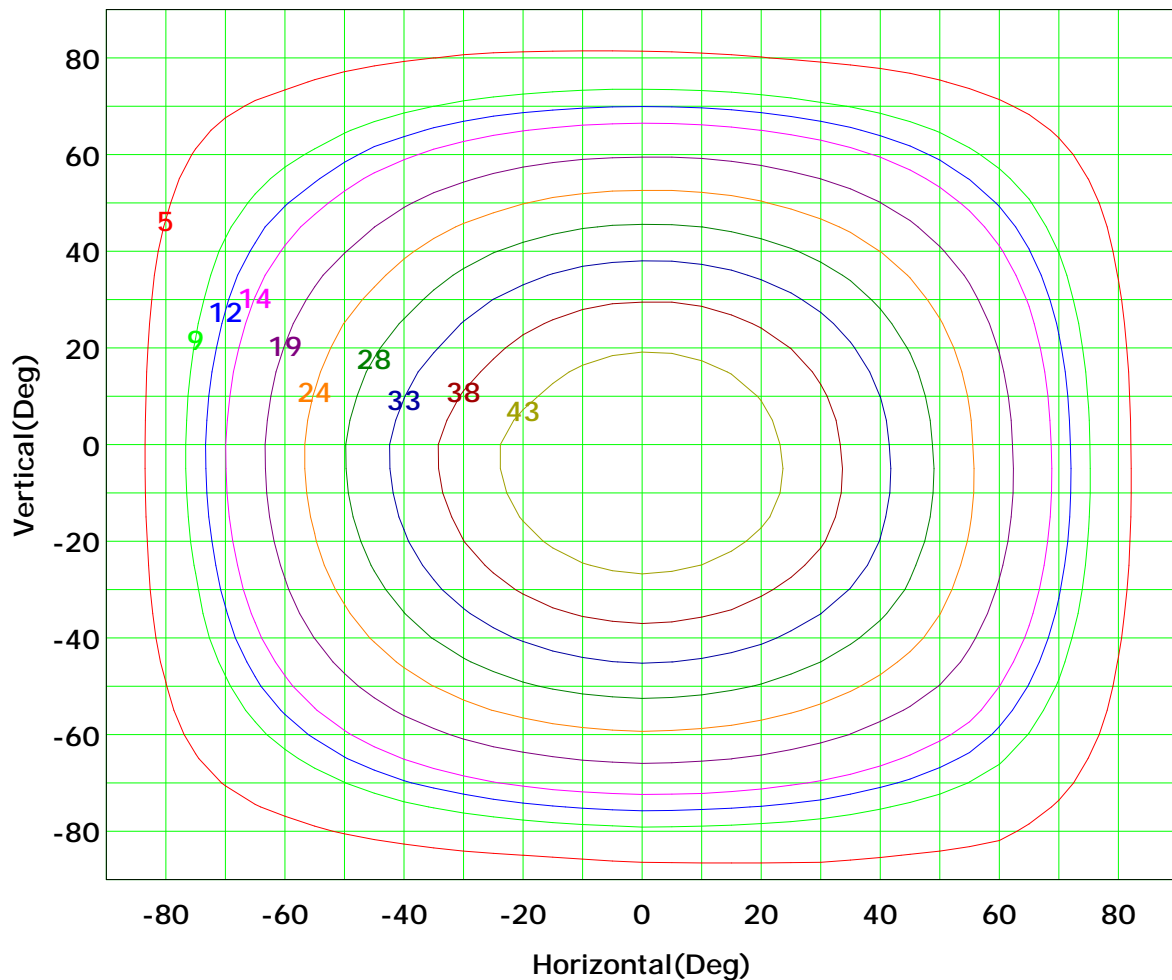
Spacing Criteria (Diagonal): 1.36



C Plane (°):0.0-360.0: 30.0
Test Lab:
Test Type: TYPE C
Temperature: 25
Operator: Jacky

Gamma Plane (°):0.0-180.0: 1.0
Test Device: GPM-1800B
Distance: 9.028 m
Humidity: 60%
Inspector:

Isocandela (rectangle)



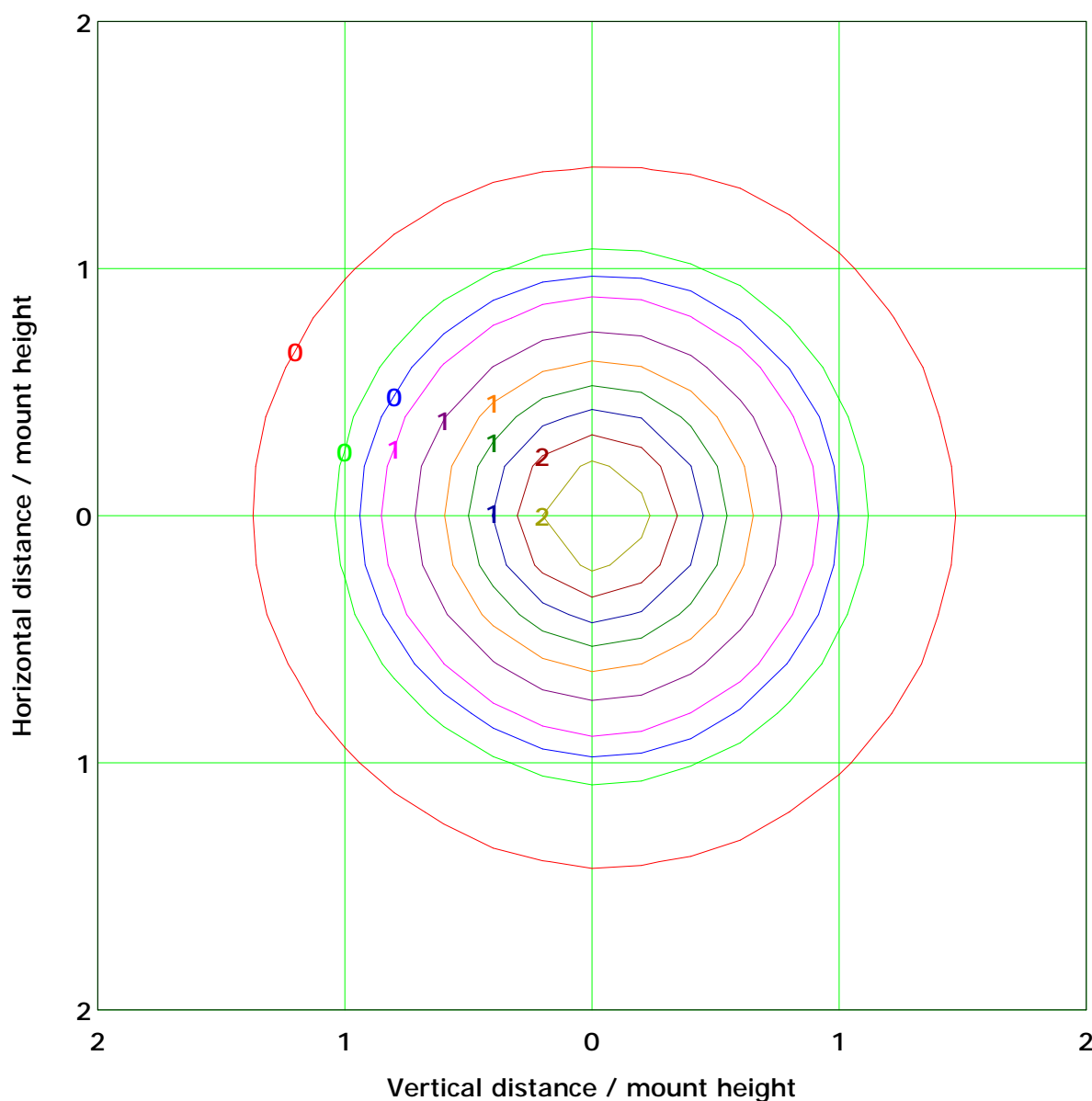
I_{max} (100%): 47 cd

(10%):	5 cd	(20%):	9 cd
(25%):	12 cd	(30%):	14 cd
(40%):	19 cd	(50%):	24 cd
(60%):	28 cd	(70%):	33 cd
(80%):	38 cd	(90%):	43 cd

C Plane (°):0.0-360.0: 30.0
Test Lab:
Test Type: TYPE C
Temperature: 25
Operator: Jacky

Gamma Plane (°):0.0-180.0:1.0
Test Device: GPM-1800B
Distance: 9.028 m
Humidity: 60%
Inspector:

IsoLux Plot



Mounting Height: 5.0m Max Lux(100%): 1.9 lx

(10%): 0.2 lx	(20%): 0.4 lx
(25%): 0.5 lx	(30%): 0.6 lx
(40%): 0.8 lx	(50%): 0.9 lx
(60%): 1.1 lx	(70%): 1.3 lx
(80%): 1.5 lx	(90%): 1.7 lx

C Plane (°):0.0-360.0: 30.0
Test Lab:
Test Type: TYPE C
Temperature: 25
Operator: Jacky

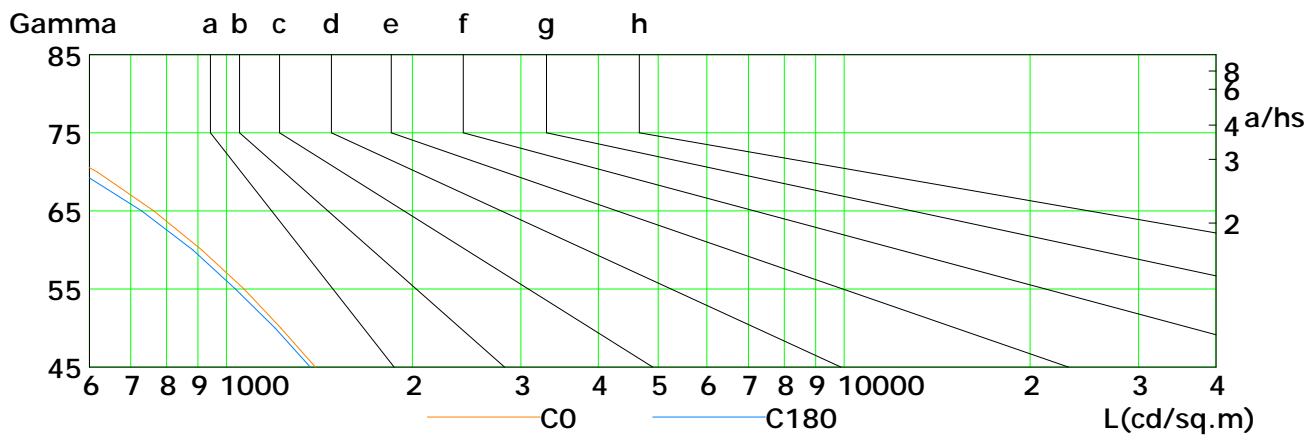
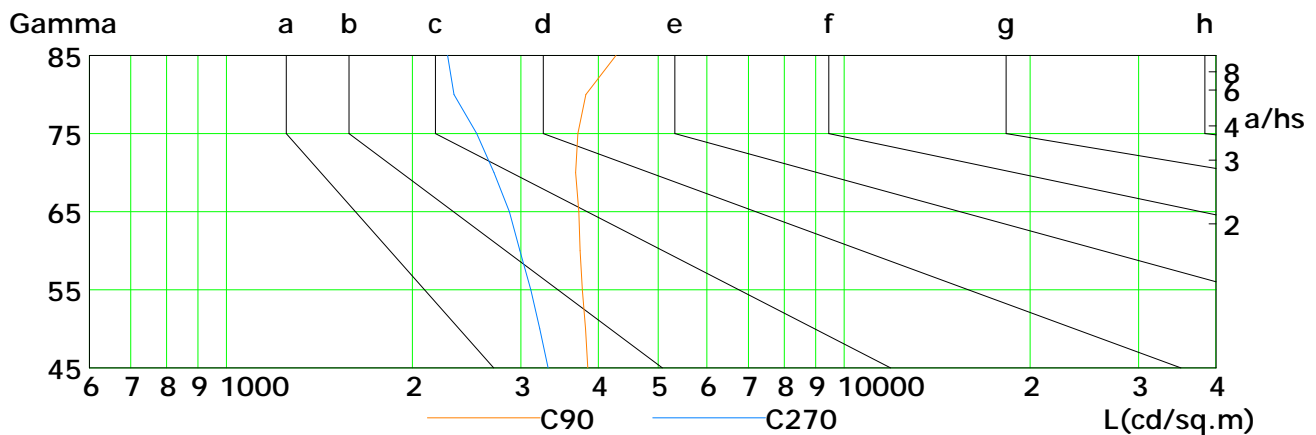
Gamma Plane (°):0.0-180.0:1.0
Test Device: GPM-1800B
Distance: 9.028 m
Humidity: 60%
Inspector:



Lum Limit Curve

Dazzle	Quality	Illuminance (lx)							
1.15	A	2000	1000	500	<=300				
1.50	B		2000	1000	500	<=300			
1.85	C			2000	1000	500	<=300		
2.20	D				2000	1000	500	<=300	
2.55	E					2000	1000	500	<=300

a b c d e f g h

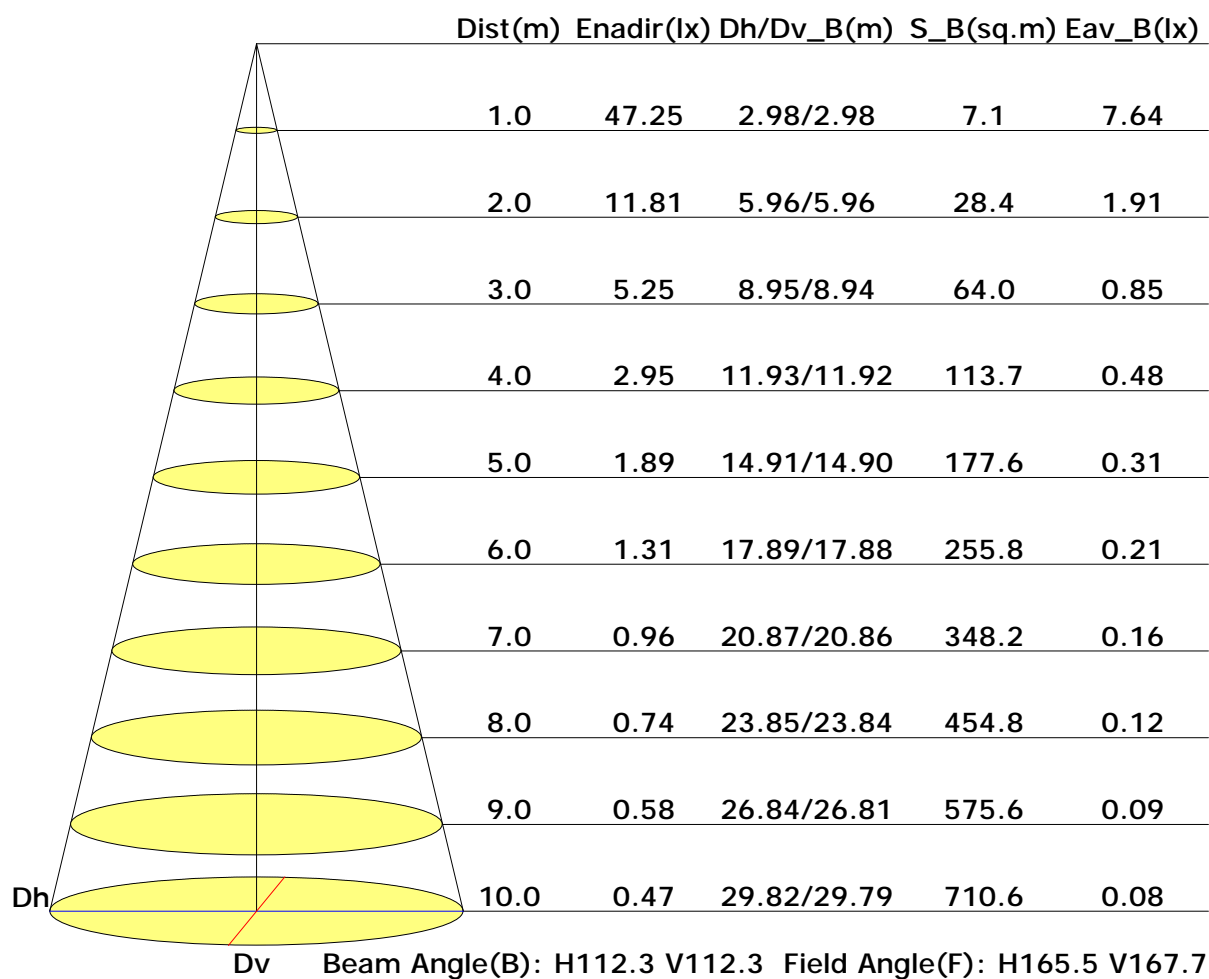


L(cd/sq.m)	G45	G50	G55	G60	G65	G70	G75	G80	G85
C0	1393	1226	1068	913	763	618	475	325	177
C90	3849	3815	3770	3739	3719	3677	3709	3819	4273
C180	1367	1199	1035	882	729	579	429	278	139
C270	3319	3216	3110	2987	2872	2714	2544	2336	2280

C Plane (°):0.0-360.0: 30.0
Test Lab:
Test Type: TYPE C
Temperature: 25
Operator: Jacky

Gamma Plane (°):0.0-180.0:1.0
Test Device: GPM-1800B
Distance: 9.028 m
Humidity: 60%
Inspector:

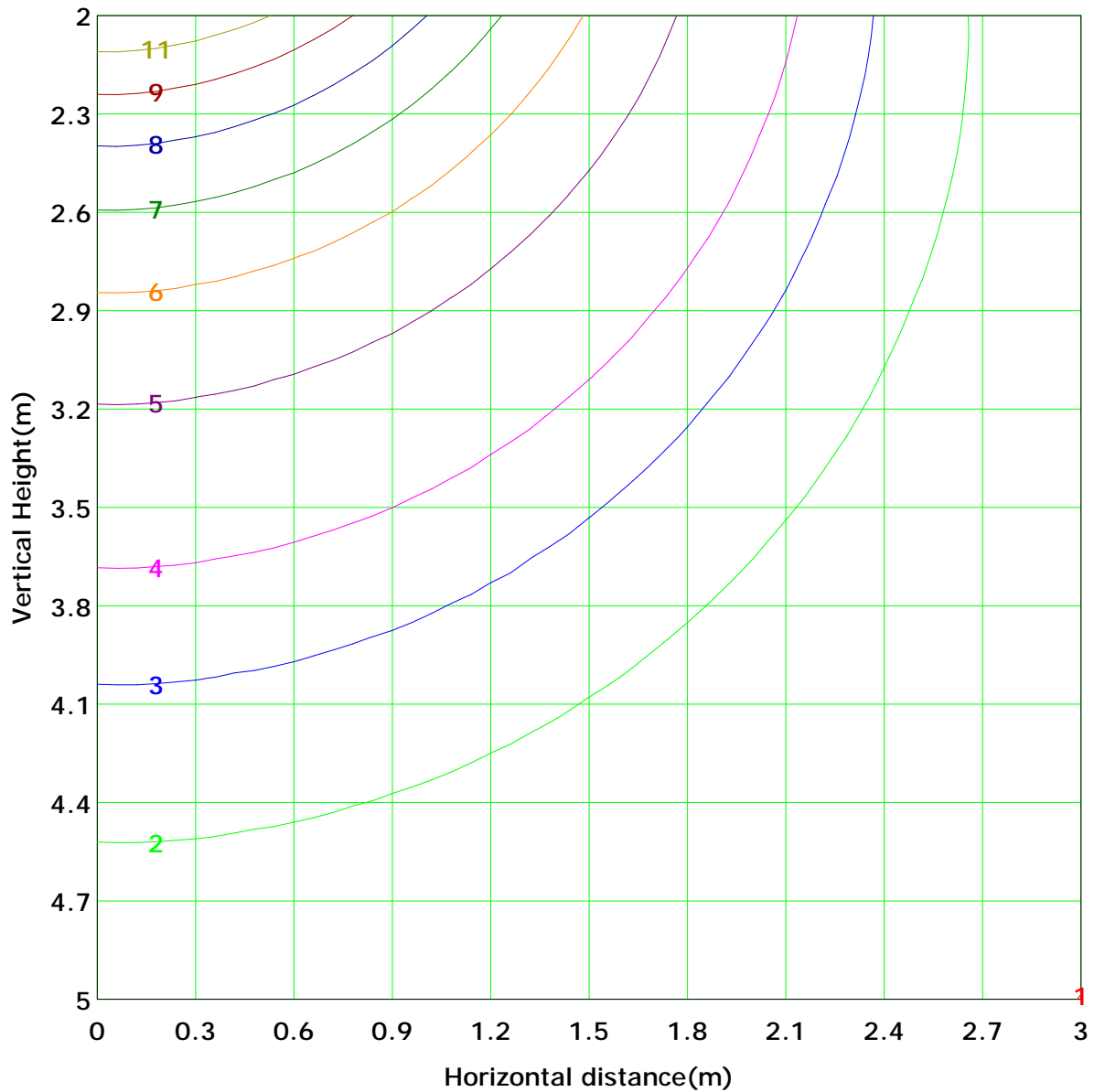
Illuminance at a Distance



C Plane (°):0.0-360.0: 30.0
Test Lab:
Test Type: TYPE C
Temperature: 25
Operator: Jacky

Gamma Plane (°):0.0-180.0: 1.0
Test Device: GPM-1800B
Distance: 9.028 m
Humidity: 60%
Inspector:

Vertical IsoLux Plot



Lowest(m): 2.0m	Highest(m): 5.0m	Max Lux: 11.8 lx
(10%): 1.2 lx	(20%): 2.4 lx	
(25%): 3.0 lx	(30%): 3.5 lx	
(40%): 4.7 lx	(50%): 5.9 lx	
(60%): 7.1 lx	(70%): 8.3 lx	
(80%): 9.5 lx	(90%): 10.6 lx	

C Plane (°):0.0-360.0: 30.0
Test Lab:
Test Type: TYPE C
Temperature: 25
Operator: Jacky

Gamma Plane (°):0.0-180.0:1.0
Test Device: GPM-1800B
Distance: 9.028 m
Humidity: 60%
Inspector:

Area Flux Table

Unit: lm

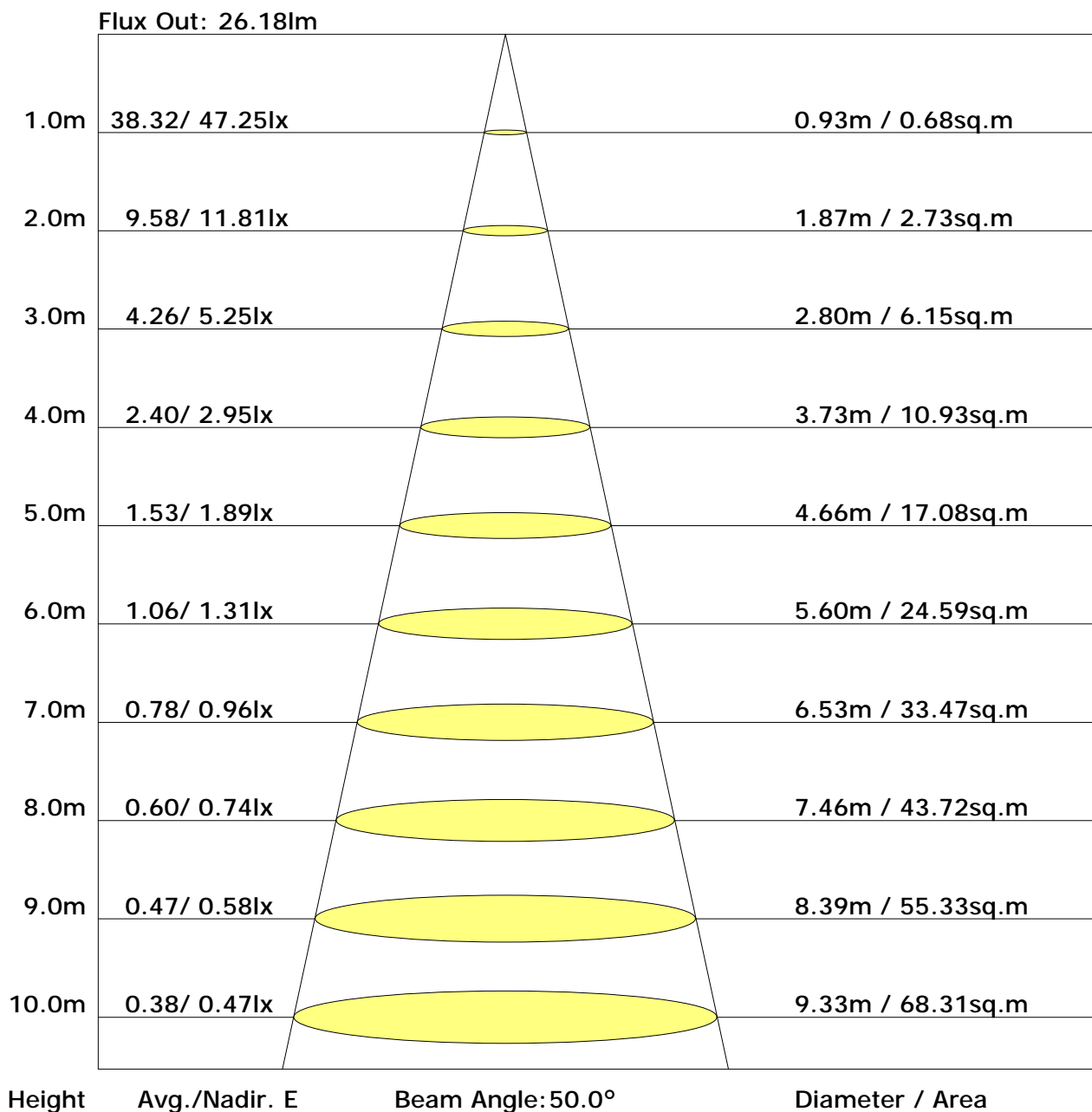
Vertical plane		-90	-80	-70	-60	-50	-40	-30	-20	-10	0	10	20	30	40	50	60	70	80	90	Flux(T)	Flux(E)
Horizontal plane	Flux(E)	0.0	0.0	0.0	0.0	0.0	0.0	0.0	0.0	0.0	0.0	0.0	0.0	0.0	0.0	0.0	0.0	0.0	0.0	0.1	0.1	0.0
		0.0	0.0	0.0	0.0	0.0	0.0	0.0	0.0	0.0	0.0	0.0	0.0	0.0	0.0	0.0	0.0	0.0	0.0	0.1	0.9	0.8
Horizontal plane	Flux(T)	0.0	0.0	0.0	0.0	0.0	0.0	0.0	0.0	0.0	0.0	0.0	0.0	0.0	0.0	0.0	0.0	0.0	0.0	0.1	2.5	2.4
		0.0	0.0	0.0	0.0	0.0	0.0	0.0	0.0	0.0	0.0	0.0	0.0	0.0	0.0	0.0	0.0	0.0	0.0	0.1	4.8	4.7
Horizontal plane	Flux(E)	0.0	0.0	0.0	0.0	0.0	0.0	0.0	0.0	0.0	0.0	0.0	0.0	0.0	0.0	0.0	0.0	0.0	0.0	0.1	7.5	7.4
		0.0	0.0	0.0	0.0	0.0	0.0	0.0	0.0	0.0	0.0	0.0	0.0	0.0	0.0	0.0	0.0	0.0	0.0	0.1	10.3	10.2
Horizontal plane	Flux(T)	0.0	0.0	0.0	0.0	0.0	0.0	0.0	0.0	0.0	0.0	0.0	0.0	0.0	0.0	0.0	0.0	0.0	0.0	0.1	12.7	12.6
		0.0	0.0	0.0	0.0	0.0	0.0	0.0	0.0	0.0	0.0	0.0	0.0	0.0	0.0	0.0	0.0	0.0	0.0	0.1	14.6	14.5
Horizontal plane	Flux(E)	0.0	0.0	0.0	0.0	0.0	0.0	0.0	0.0	0.0	0.0	0.0	0.0	0.0	0.0	0.0	0.0	0.0	0.0	0.1	15.6	15.4
		0.0	0.0	0.0	0.0	0.0	0.0	0.0	0.0	0.0	0.0	0.0	0.0	0.0	0.0	0.0	0.0	0.0	0.0	0.1	15.5	15.4
Horizontal plane	Flux(T)	0.0	0.0	0.0	0.0	0.0	0.0	0.0	0.0	0.0	0.0	0.0	0.0	0.0	0.0	0.0	0.0	0.0	0.0	0.1	14.5	14.4
		0.0	0.0	0.0	0.0	0.0	0.0	0.0	0.0	0.0	0.0	0.0	0.0	0.0	0.0	0.0	0.0	0.0	0.0	0.1	12.6	12.5
Horizontal plane	Flux(E)	0.0	0.0	0.0	0.0	0.0	0.0	0.0	0.0	0.0	0.0	0.0	0.0	0.0	0.0	0.0	0.0	0.0	0.0	0.1	10.1	10.0
		0.0	0.0	0.0	0.0	0.0	0.0	0.0	0.0	0.0	0.0	0.0	0.0	0.0	0.0	0.0	0.0	0.0	0.0	0.1	7.4	7.3
Horizontal plane	Flux(T)	0.0	0.0	0.0	0.0	0.0	0.0	0.0	0.0	0.0	0.0	0.0	0.0	0.0	0.0	0.0	0.0	0.0	0.0	0.1	4.8	4.6
		0.0	0.0	0.0	0.0	0.0	0.0	0.0	0.0	0.0	0.0	0.0	0.0	0.0	0.0	0.0	0.0	0.0	0.0	0.1	2.6	2.4
Horizontal plane	Flux(E)	0.0	0.0	0.0	0.0	0.0	0.0	0.0	0.0	0.0	0.0	0.0	0.0	0.0	0.0	0.0	0.0	0.0	0.0	0.1	1.0	0.9
		0.0	0.0	0.0	0.0	0.0	0.0	0.0	0.0	0.0	0.0	0.0	0.0	0.0	0.0	0.0	0.0	0.0	0.0	0.1	0.2	0.1
Horizontal plane	Flux(T)	0.0	0.0	0.0	0.0	0.0	0.0	0.0	0.0	0.0	0.0	0.0	0.0	0.0	0.0	0.0	0.0	0.0	0.0	0.1	138	135
		0.0	0.0	0.0	0.0	0.0	0.0	0.0	0.0	0.0	0.0	0.0	0.0	0.0	0.0	0.0	0.0	0.0	0.0	0.1	1.6	0.9
Horizontal plane	Flux(E)	0.0	0.0	0.0	0.0	0.0	0.0	0.0	0.0	0.0	0.0	0.0	0.0	0.0	0.0	0.0	0.0	0.0	0.0	0.1	3.4	3.2
		0.0	0.0	0.0	0.0	0.0	0.0	0.0	0.0	0.0	0.0	0.0	0.0	0.0	0.0	0.0	0.0	0.0	0.0	0.1	5.3	5.2
Horizontal plane	Flux(T)	0.0	0.0	0.0	0.0	0.0	0.0	0.0	0.0	0.0	0.0	0.0	0.0	0.0	0.0	0.0	0.0	0.0	0.0	0.1	7.2	7.1
		0.0	0.0	0.0	0.0	0.0	0.0	0.0	0.0	0.0	0.0	0.0	0.0	0.0	0.0	0.0	0.0	0.0	0.0	0.1	8.9	8.9
Horizontal plane	Flux(E)	0.0	0.0	0.0	0.0	0.0	0.0	0.0	0.0	0.0	0.0	0.0	0.0	0.0	0.0	0.0	0.0	0.0	0.0	0.1	10.4	10.4
		0.0	0.0	0.0	0.0	0.0	0.0	0.0	0.0	0.0	0.0	0.0	0.0	0.0	0.0	0.0	0.0	0.0	0.0	0.1	11.5	11.5
Horizontal plane	Flux(T)	0.0	0.0	0.0	0.0	0.0	0.0	0.0	0.0	0.0	0.0	0.0	0.0	0.0	0.0	0.0	0.0	0.0	0.0	0.1	12.2	12.2
		0.0	0.0	0.0	0.0	0.0	0.0	0.0	0.0	0.0	0.0	0.0	0.0	0.0	0.0	0.0	0.0	0.0	0.0	0.1	12.5	12.5
Horizontal plane	Flux(E)	0.0	0.0	0.0	0.0	0.0	0.0	0.0	0.0	0.0	0.0	0.0	0.0	0.0	0.0	0.0	0.0	0.0	0.0	0.1	11.7	11.7
		0.0	0.0	0.0	0.0	0.0	0.0	0.0	0.0	0.0	0.0	0.0	0.0	0.0	0.0	0.0	0.0	0.0	0.0	0.1	10.6	10.6
Horizontal plane	Flux(T)	0.0	0.0	0.0	0.0	0.0	0.0	0.0	0.0	0.0	0.0	0.0	0.0	0.0	0.0	0.0	0.0	0.0	0.0	0.1	9.3	9.3
		0.0	0.0	0.0	0.0	0.0	0.0	0.0	0.0	0.0	0.0	0.0	0.0	0.0	0.0	0.0	0.0	0.0	0.0	0.1	7.7	7.6
Horizontal plane	Flux(E)	0.0	0.0	0.0	0.0	0.0	0.0	0.0	0.0	0.0	0.0	0.0	0.0	0.0	0.0	0.0	0.0	0.0	0.0	0.1	5.9	5.9
		0.0	0.0	0.0	0.0	0.0	0.0	0.0	0.0	0.0	0.0	0.0	0.0	0.0	0.0	0.0	0.0	0.0	0.0	0.1	4.1	4.0
Horizontal plane	Flux(T)	0.0	0.0	0.0	0.0	0.0	0.0	0.0	0.0	0.0	0.0	0.0	0.0	0.0	0.0	0.0	0.0	0.0	0.0	0.1	2.3	2.0
		0.0	0.0	0.0	0.0	0.0	0.0	0.0	0.0	0.0	0.0	0.0	0.0	0.0	0.0	0.0	0.0	0.0	0.0	0.1	0.9	0.1

C Plane (°): 0.0-360.0: 30.0
Test Lab:
Test Type: TYPE C
Temperature: 25
Operator: Jacky

Gamma Plane (°): 0.0-180.0: 1.0
Test Device: GPM-1800B
Distance: 9.028 m
Humidity: 60%
Inspector:



The Average Illuminance Effective Figure



C Plane (°): 0.0-360.0: 30.0
Test Lab:
Test Type: TYPE C
Temperature: 25
Operator: Jacky

Gamma Plane (°): 0.0-180.0: 1.0
Test Device: GPM-1800B
Distance: 9.028 m
Humidity: 60%
Inspector:

UGR Table

Reflectance:										
Ceiling (cavity)	0.7	0.7	0.5	0.5	0.3	0.7	0.7	0.5	0.5	0.3
Wall	0.5	0.3	0.5	0.3	0.3	0.5	0.3	0.5	0.3	0.3
Reference plane	0.2	0.2	0.2	0.2	0.2	0.2	0.2	0.2	0.2	0.2
Room dimensions	Viewed crosswise					Viewed endwise				
X=2H Y=2H	21.0	22.6	21.4	23.0	23.3	19.4	21.1	19.8	21.4	21.8
3H	23.0	24.4	23.4	24.8	25.2	21.0	22.4	21.4	22.8	23.2
4H	23.8	25.2	24.2	25.5	26.0	21.5	22.9	22.0	23.3	23.7
6H	24.4	25.7	24.9	26.1	26.6	21.9	23.2	22.4	23.6	24.1
8H	24.7	25.9	25.2	26.4	26.8	22.1	23.3	22.5	23.7	24.2
12H	24.9	26.1	25.4	26.5	27.0	22.1	23.3	22.6	23.7	24.2
X=4H Y=2H	21.3	22.7	21.7	23.0	23.5	20.1	21.5	20.5	21.9	22.3
3H	23.4	24.5	23.8	25.0	25.4	21.8	23.0	22.3	23.4	23.9
4H	24.3	25.3	24.7	25.8	26.3	22.5	23.6	23.0	24.0	24.5
6H	25.0	26.0	25.5	26.4	26.9	23.0	23.9	23.5	24.4	24.9
8H	25.3	26.2	25.8	26.7	27.2	23.2	24.1	23.7	24.5	25.0
12H	25.6	26.4	26.1	26.9	27.4	23.3	24.1	23.8	24.6	25.1
X=8H Y=4H	24.4	25.2	24.8	25.7	26.2	22.8	23.7	23.3	24.2	24.7
6H	25.1	25.9	25.7	26.4	26.9	23.4	24.2	24.0	24.7	25.2
8H	25.5	26.2	26.0	26.7	27.2	23.7	24.3	24.2	24.9	25.4
12H	25.8	26.4	26.3	26.9	27.5	23.9	24.5	24.4	25.0	25.6
X=12H Y=4H	24.4	25.1	24.9	25.7	26.2	22.9	23.7	23.4	24.2	24.7
6H	25.2	25.8	25.7	26.3	26.9	23.5	24.2	24.1	24.7	25.3
8H	25.5	26.1	26.1	26.6	27.2	23.8	24.4	24.3	24.9	25.5

Calculate in accordance with CIE 190:2010

C Plane (°): 0.0-360.0: 30.0
 Test Lab:
 Test Type: TYPE C
 Temperature: 25
 Operator: Jacky

Gamma Plane (°): 0.0-180.0: 1.0
 Test Device: GPM-1800B
 Distance: 9.028 m
 Humidity: 60%
 Inspector:

Utilisation Factor Table(Floor cavity)

Utilisation Factors UF(F)			SHR NOM = 1.25								
Room Reflectance			Room Index(RI)								
Ceiling	Wall	Floor	0.75	1.00	1.25	1.50	2.00	2.50	3.00	4.00	5.00
0.70	0.50	0.20	0.55	0.65	0.72	0.78	0.85	0.90	0.94	0.99	1.02
	0.30		0.47	0.57	0.65	0.71	0.79	0.84	0.89	0.94	0.98
	0.20		0.41	0.51	0.59	0.65	0.73	0.79	0.84	0.90	0.94
0.50	0.50	0.20	0.53	0.63	0.70	0.75	0.82	0.86	0.90	0.94	0.97
	0.30		0.46	0.56	0.63	0.69	0.76	0.82	0.85	0.91	0.94
	0.20		0.41	0.51	0.58	0.64	0.72	0.77	0.82	0.87	0.91
0.30	0.50	0.20	0.52	0.61	0.67	0.72	0.79	0.83	0.86	0.90	0.93
	0.30		0.45	0.55	0.62	0.67	0.74	0.79	0.82	0.87	0.90
	0.20		0.40	0.50	0.57	0.62	0.70	0.75	0.79	0.85	0.88
0.00	0.00	0.00	0.38	0.47	0.54	0.59	0.66	0.71	0.75	0.80	0.83
Rating:5W Photometrically tested without ceiling board. Multiply UF values by service correction factors Calculate in accordance with CIBSE Technical Memorandum NO.5 1980											

Utilisation Factor Table(Wall)

Utilisation Factors UF(W)			SHR NOM = 1.25									
Room Reflectance			Room Index(RI)									
Ceiling	Wall	Floor	0.75	1.00	1.25	1.50	2.00	2.50	3.00	4.00	5.00	
0.70	0.50	0.20	1.01	0.84	0.72	0.63	0.51	0.42	0.36	0.28	0.23	
	0.30		0.84	0.72	0.63	0.56	0.46	0.39	0.34	0.27	0.22	
	0.20		0.72	0.63	0.56	0.50	0.42	0.36	0.31	0.25	0.21	
0.50	0.50	0.20	0.97	0.81	0.69	0.60	0.48	0.43	0.35	0.27	0.22	
	0.30		0.82	0.70	0.61	0.54	0.44	0.37	0.32	0.26	0.21	
	0.20		0.71	0.62	0.54	0.49	0.41	0.35	0.30	0.24	0.20	
0.30	0.50	0.20	0.94	0.77	0.66	0.58	0.46	0.38	0.33	0.26	0.21	
	0.30		0.80	0.68	0.59	0.52	0.43	0.36	0.31	0.25	0.20	
	0.20		0.70	0.61	0.53	0.48	0.40	0.34	0.29	0.23	0.20	
0.00	0.00	0.00	0.60	0.51	0.44	0.39	0.32	0.27	0.23	0.18	0.15	
Rating:5W Photometrically tested without ceiling board. Multiply UF values by service correction factors Calculate in accordance with CIBSE Technical Memorandum NO.5 1980												

Utilisation Factor Table(Ceiling cavity)

Utilisation Factors UF(C)			SHR NOM = 1.25									
Room Reflectance			Room Index(RI)									
Ceiling	Wall	Floor	0.75	1.00	1.25	1.50	2.00	2.50	3.00	4.00	5.00	
0.70	0.50	0.20	0.18	0.20	0.20	0.21	0.22	0.23	0.23	0.23	0.24	
	0.30		0.11	0.13	0.14	0.15	0.17	0.18	0.19	0.20	0.21	
	0.20		0.06	0.08	0.09	0.11	0.13	0.14	0.15	0.17	0.18	
0.50	0.50	0.20	0.18	0.19	0.20	0.20	0.21	0.22	0.22	0.22	0.23	
	0.30		0.11	0.13	0.14	0.15	0.16	0.17	0.18	0.19	0.20	
	0.20		0.06	0.08	0.09	0.11	0.12	0.14	0.15	0.17	0.18	
0.30	0.50	0.20	0.17	0.18	0.19	0.20	0.20	0.21	0.21	0.22	0.22	
	0.30		0.11	0.12	0.14	0.15	0.16	0.17	0.18	0.19	0.20	
	0.20		0.06	0.08	0.09	0.10	0.12	0.14	0.15	0.16	0.17	
0.00	0.00	0.00	0.02	0.02	0.02	0.02	0.02	0.02	0.02	0.02	0.02	
Rating:5W Photometrically tested without ceiling board. Multiply UF values by service correction factors Calculate in accordance with CIBSE Technical Memorandum NO.5 1980												

Zonal Lumen

Gamma [°]	I _{mean} [cd]	Zonal Flux [lm]	Sum Zonal Flux [lm]	Rel Zonal Flux [%]	Sum Rel Zonal Flux [%]
0.0-1.0	47.1	0.0	0.0	0.03	0.03
1.0-2.0	47.1	0.1	0.2	0.10	0.13
2.0-3.0	47.1	0.2	0.4	0.16	0.29
3.0-4.0	47.0	0.3	0.7	0.22	0.51
4.0-5.0	47.0	0.4	1.1	0.29	0.80
5.0-6.0	46.9	0.5	1.6	0.35	1.15
6.0-7.0	46.8	0.6	2.2	0.41	1.56
7.0-8.0	46.6	0.7	2.9	0.48	2.04
8.0-9.0	46.5	0.8	3.6	0.54	2.58
9.0-10.0	46.4	0.8	4.5	0.60	3.17
10.0-11.0	46.2	0.9	5.4	0.66	3.83
11.0-12.0	46.0	1.0	6.4	0.72	4.55
12.0-13.0	45.8	1.1	7.5	0.77	5.32
13.0-14.0	45.6	1.2	8.6	0.83	6.15
14.0-15.0	45.3	1.2	9.9	0.89	7.04
15.0-16.0	45.1	1.3	11.2	0.94	7.98
16.0-17.0	44.8	1.4	12.6	0.99	8.97
17.0-18.0	44.5	1.5	14.1	1.04	10.02
18.0-19.0	44.2	1.5	15.6	1.09	11.11
19.0-20.0	43.9	1.6	17.2	1.14	12.25
20.0-21.0	43.5	1.7	18.9	1.19	13.44
21.0-22.0	43.2	1.7	20.6	1.24	14.68
22.0-23.0	42.8	1.8	22.4	1.28	15.96
23.0-24.0	42.4	1.9	24.3	1.32	17.28
24.0-25.0	42.0	1.9	26.2	1.36	18.64
25.0-26.0	41.6	2.0	28.1	1.40	20.04
26.0-27.0	41.2	2.0	30.2	1.43	21.47
27.0-28.0	40.7	2.1	32.2	1.47	22.94
28.0-29.0	40.3	2.1	34.3	1.50	24.44
29.0-30.0	39.8	2.2	36.5	1.53	25.97
30.0-31.0	39.3	2.2	38.7	1.56	27.53
31.0-32.0	38.9	2.2	40.9	1.58	29.12
32.0-33.0	38.3	2.3	43.2	1.61	30.72
33.0-34.0	37.8	2.3	45.4	1.63	32.35
34.0-35.0	37.3	2.3	47.8	1.65	34.00
35.0-36.0	36.7	2.3	50.1	1.67	35.67

C Plane (°): 0.0-360.0: 30.0
 Test Lab:
 Test Type: TYPE C
 Temperature: 25
 Operator: Jacky

Gamma Plane (°): 0.0-180.0: 1.0
 Test Device: GPM-1800B
 Distance: 9.028 m
 Humidity: 60%
 Inspector:

Zonal Lumen (Continue 1)

Gamma [°]	I _{mean} [cd]	Zonal Flux [lm]	Sum Zonal Flux [lm]	Rel Zonal Flux [%]	Sum Rel Zonal Flux [%]
36.0-37.0	36.2	2.4	52.5	1.68	37.35
37.0-38.0	35.6	2.4	54.8	1.69	39.04
38.0-39.0	35.0	2.4	57.2	1.70	40.75
39.0-40.0	34.5	2.4	59.6	1.71	42.46
40.0-41.0	33.9	2.4	62.0	1.72	44.17
41.0-42.0	33.3	2.4	64.5	1.72	45.89
42.0-43.0	32.6	2.4	66.9	1.72	47.62
43.0-44.0	32.0	2.4	69.3	1.72	49.34
44.0-45.0	31.4	2.4	71.7	1.72	51.06
45.0-46.0	30.8	2.4	74.1	1.71	52.77
46.0-47.0	30.1	2.4	76.5	1.71	54.47
47.0-48.0	29.5	2.4	78.9	1.70	56.17
48.0-49.0	28.8	2.4	81.3	1.68	57.86
49.0-50.0	28.1	2.3	83.6	1.67	59.53
50.0-51.0	27.5	2.3	85.9	1.65	61.18
51.0-52.0	26.8	2.3	88.2	1.64	62.82
52.0-53.0	26.1	2.3	90.5	1.62	64.43
53.0-54.0	25.4	2.2	92.7	1.60	66.03
54.0-55.0	24.7	2.2	94.9	1.57	67.60
55.0-56.0	24.0	2.2	97.1	1.55	69.15
56.0-57.0	23.3	2.1	99.3	1.52	70.67
57.0-58.0	22.6	2.1	101.3	1.49	72.16
58.0-59.0	22.0	2.1	103.4	1.46	73.62
59.0-60.0	21.2	2.0	105.4	1.43	75.05
60.0-61.0	20.5	2.0	107.4	1.39	76.44
61.0-62.0	19.8	1.9	109.3	1.36	77.80
62.0-63.0	19.1	1.9	111.1	1.32	79.12
63.0-64.0	18.4	1.8	112.9	1.28	80.41
64.0-65.0	17.7	1.7	114.7	1.25	81.65
65.0-66.0	17.0	1.7	116.4	1.21	82.86
66.0-67.0	16.2	1.6	118.0	1.16	84.02
67.0-68.0	15.5	1.6	119.6	1.12	85.14
68.0-69.0	14.8	1.5	121.1	1.08	86.22
69.0-70.0	14.1	1.4	122.5	1.03	87.25
70.0-71.0	13.4	1.4	123.9	0.99	88.23
71.0-72.0	12.7	1.3	125.2	0.94	89.17

C Plane (°): 0.0-360.0: 30.0
 Test Lab:
 Test Type: TYPE C
 Temperature: 25
 Operator: Jacky

Gamma Plane (°): 0.0-180.0: 1.0
 Test Device: GPM-1800B
 Distance: 9.028 m
 Humidity: 60%
 Inspector:

Zonal Lumen (Continue 2)

Gamma [°]	I _{mean} [cd]	Zonal Flux [lm]	Sum Zonal Flux [lm]	Rel Zonal Flux [%]	Sum Rel Zonal Flux [%]
72.0-73.0	12.0	1.3	126.5	0.89	90.06
73.0-74.0	11.3	1.2	127.7	0.84	90.91
74.0-75.0	10.6	1.1	128.8	0.80	91.70
75.0-76.0	9.9	1.0	129.8	0.75	92.45
76.0-77.0	9.2	1.0	130.8	0.70	93.15
77.0-78.0	8.5	0.9	131.7	0.65	93.80
78.0-79.0	7.8	0.8	132.6	0.60	94.39
79.0-80.0	7.1	0.8	133.3	0.55	94.94
80.0-81.0	6.5	0.7	134.0	0.50	95.44
81.0-82.0	5.8	0.6	134.7	0.45	95.89
82.0-83.0	5.2	0.6	135.2	0.40	96.30
83.0-84.0	4.6	0.5	135.8	0.36	96.65
84.0-85.0	4.0	0.4	136.2	0.31	96.97
85.0-86.0	3.5	0.4	136.6	0.27	97.24
86.0-87.0	3.0	0.3	136.9	0.23	97.47
87.0-88.0	2.5	0.3	137.2	0.20	97.67
88.0-89.0	2.1	0.2	137.4	0.17	97.83
89.0-90.0	1.8	0.2	137.6	0.14	97.97
90.0-91.0	1.5	0.2	137.8	0.12	98.09
91.0-92.0	1.3	0.1	137.9	0.10	98.19
92.0-93.0	1.1	0.1	138.0	0.09	98.28
93.0-94.0	1.0	0.1	138.1	0.07	98.35
94.0-95.0	0.8	0.1	138.2	0.06	98.42
95.0-96.0	0.7	0.1	138.3	0.06	98.47
96.0-97.0	0.7	0.1	138.4	0.05	98.52
97.0-98.0	0.6	0.1	138.4	0.05	98.57
98.0-99.0	0.6	0.1	138.5	0.04	98.61
99.0-100.0	0.5	0.1	138.6	0.04	98.65
100.0-101.0	0.5	0.1	138.6	0.04	98.69
101.0-102.0	0.4	0.0	138.7	0.03	98.72
102.0-103.0	0.4	0.0	138.7	0.03	98.75
103.0-104.0	0.4	0.0	138.7	0.03	98.78
104.0-105.0	0.4	0.0	138.8	0.03	98.81
105.0-106.0	0.4	0.0	138.8	0.03	98.84
106.0-107.0	0.4	0.0	138.9	0.03	98.87
107.0-108.0	0.4	0.0	138.9	0.03	98.90

C Plane (°): 0.0-360.0: 30.0
 Test Lab:
 Test Type: TYPE C
 Temperature: 25
 Operator: Jacky

Gamma Plane (°): 0.0-180.0: 1.0
 Test Device: GPM-1800B
 Distance: 9.028 m
 Humidity: 60%
 Inspector:

Zonal Lumen (Continue 3)

Gamma [°]	I _{mean} [cd]	Zonal Flux [lm]	Sum Zonal Flux [lm]	Rel Zonal Flux [%]	Sum Rel Zonal Flux [%]
108.0-109.0	0.4	0.0	138.9	0.03	98.92
109.0-110.0	0.3	0.0	139.0	0.03	98.95
110.0-111.0	0.3	0.0	139.0	0.02	98.97
111.0-112.0	0.3	0.0	139.0	0.02	99.00
112.0-113.0	0.3	0.0	139.1	0.02	99.02
113.0-114.0	0.3	0.0	139.1	0.02	99.05
114.0-115.0	0.3	0.0	139.1	0.02	99.07
115.0-116.0	0.3	0.0	139.2	0.02	99.09
116.0-117.0	0.3	0.0	139.2	0.02	99.12
117.0-118.0	0.3	0.0	139.2	0.02	99.14
118.0-119.0	0.3	0.0	139.3	0.02	99.16
119.0-120.0	0.3	0.0	139.3	0.02	99.19
120.0-121.0	0.4	0.0	139.3	0.02	99.21
121.0-122.0	0.4	0.0	139.4	0.02	99.24
122.0-123.0	0.4	0.0	139.4	0.02	99.26
123.0-124.0	0.4	0.0	139.4	0.02	99.28
124.0-125.0	0.4	0.0	139.5	0.02	99.31
125.0-126.0	0.4	0.0	139.5	0.02	99.33
126.0-127.0	0.4	0.0	139.5	0.02	99.35
127.0-128.0	0.4	0.0	139.6	0.02	99.37
128.0-129.0	0.4	0.0	139.6	0.02	99.40
129.0-130.0	0.4	0.0	139.6	0.02	99.42
130.0-131.0	0.4	0.0	139.7	0.02	99.44
131.0-132.0	0.4	0.0	139.7	0.02	99.46
132.0-133.0	0.4	0.0	139.7	0.02	99.48
133.0-134.0	0.4	0.0	139.7	0.02	99.50
134.0-135.0	0.4	0.0	139.8	0.02	99.52
135.0-136.0	0.4	0.0	139.8	0.02	99.54
136.0-137.0	0.4	0.0	139.8	0.02	99.56
137.0-138.0	0.4	0.0	139.9	0.02	99.58
138.0-139.0	0.4	0.0	139.9	0.02	99.60
139.0-140.0	0.4	0.0	139.9	0.02	99.61
140.0-141.0	0.4	0.0	139.9	0.02	99.63
141.0-142.0	0.4	0.0	140.0	0.02	99.65
142.0-143.0	0.4	0.0	140.0	0.02	99.67
143.0-144.0	0.4	0.0	140.0	0.02	99.68

C Plane (°): 0.0-360.0: 30.0
 Test Lab:
 Test Type: TYPE C
 Temperature: 25
 Operator: Jacky

Gamma Plane (°): 0.0-180.0: 1.0
 Test Device: GPM-1800B
 Distance: 9.028 m
 Humidity: 60%
 Inspector:

Zonal Lumen (Continue 4)

Gamma [°]	I _{mean} [cd]	Zonal Flux [lm]	Sum Zonal Flux [lm]	Rel Zonal Flux [%]	Sum Rel Zonal Flux [%]
144.0-145.0	0.4	0.0	140.0	0.02	99.70
145.0-146.0	0.4	0.0	140.1	0.02	99.72
146.0-147.0	0.4	0.0	140.1	0.02	99.73
147.0-148.0	0.4	0.0	140.1	0.02	99.75
148.0-149.0	0.4	0.0	140.1	0.01	99.76
149.0-150.0	0.4	0.0	140.1	0.01	99.78
150.0-151.0	0.4	0.0	140.2	0.01	99.79
151.0-152.0	0.4	0.0	140.2	0.01	99.80
152.0-153.0	0.4	0.0	140.2	0.01	99.82
153.0-154.0	0.4	0.0	140.2	0.01	99.83
154.0-155.0	0.4	0.0	140.2	0.01	99.84
155.0-156.0	0.4	0.0	140.2	0.01	99.85
156.0-157.0	0.4	0.0	140.3	0.01	99.87
157.0-158.0	0.4	0.0	140.3	0.01	99.88
158.0-159.0	0.4	0.0	140.3	0.01	99.89
159.0-160.0	0.4	0.0	140.3	0.01	99.90
160.0-161.0	0.4	0.0	140.3	0.01	99.91
161.0-162.0	0.4	0.0	140.3	0.01	99.92
162.0-163.0	0.4	0.0	140.3	0.01	99.92
163.0-164.0	0.4	0.0	140.4	0.01	99.93
164.0-165.0	0.4	0.0	140.4	0.01	99.94
165.0-166.0	0.4	0.0	140.4	0.01	99.95
166.0-167.0	0.4	0.0	140.4	0.01	99.96
167.0-168.0	0.4	0.0	140.4	0.01	99.96
168.0-169.0	0.4	0.0	140.4	0.01	99.97
169.0-170.0	0.4	0.0	140.4	0.01	99.97
170.0-171.0	0.4	0.0	140.4	0.01	99.98
171.0-172.0	0.4	0.0	140.4	0.00	99.98
172.0-173.0	0.4	0.0	140.4	0.00	99.99
173.0-174.0	0.4	0.0	140.4	0.00	99.99
174.0-175.0	0.4	0.0	140.4	0.00	99.99
175.0-176.0	0.4	0.0	140.4	0.00	100.00
176.0-177.0	0.4	0.0	140.4	0.00	100.00
177.0-178.0	0.4	0.0	140.4	0.00	100.00
178.0-179.0	0.4	0.0	140.4	0.00	100.00
179.0-180.0	0.4	0.0	140.4	0.00	100.00

C Plane (°):0.0-360.0: 30.0
 Test Lab:
 Test Type: TYPE C
 Temperature: 25
 Operator: Jacky

Gamma Plane (°):0.0-180.0:1.0
 Test Device: GPM-1800B
 Distance: 9.028 m
 Humidity: 60%
 Inspector: